

CLIENTE:  
CUSTOMER:

FECHA:  
DATE:

① **MODELO / COLOR:**  
MODEL / COLOUR

② **Nº UNIDADES**  
NUMBER OF UNITS

A

B

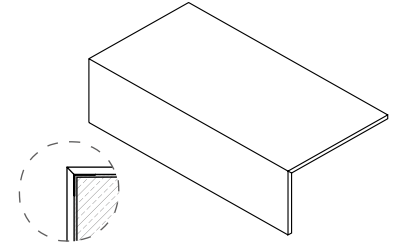
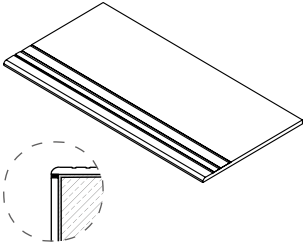
C

③ **TIPO DE ZANQUÍN**  
TYPE OF WALL STAIR SKIRTING TRIM

MARCAR LAS CASILLAS CORRESPONDIENTES  
MARK THE APPROPRIATE BOXES

**A. PELDAÑO HUELLA**  
STAIR STEP ROMO

**C. PELDAÑO INGLETADO**  
MITRED STEP PIECE



**HENDIDURAS**  
ANTI-SLIP GROOVES

SI YES      NO NO

**HENDIDURAS**  
ANTI-SLIP GROOVES

SI YES      NO NO

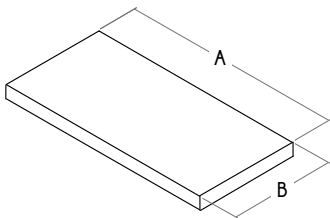
**TABICA**  
RISER

SI YES      NO NO

(HUELLA + TABICA)  
(STEP + RISER)

④ **DIMENSIONES DEL ZANQUÍN**  
SIZES

RELLENAR LOS SIGUIENTES CAMPOS  
FILL THE FOLOWING FIELDS

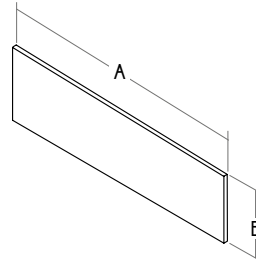


A

B

⑤ **DIMENSIONES DE LA TABICA**  
RISER SIZES

RELLENAR LOS SIGUIENTES CAMPOS  
FILL THE FOLOWING FIELDS



A

B

**OBSERVACIONES**  
OBSERVATIONS

ANOTAR EN OBSERVACIONES LOS PEDIDOS ESPECIALES  
THE SPECIAL ORDERS SHOULD DE RECORDED BELOW

**COMERCIAL**  
AREA MANAGER

**CLIENTE**  
CUSTOMER